

GS 5 Point Green Cleaning System

Premeasured Solutions for the Entire Facility

Mark 11 GS Standard

Mark 11 Disinfectant Cleaner #2309951



Red for all light to medium soiled surfaces, washroom fixtures, countertops, toilet bowls, stainless steel, drinking fountains, mirrors, painted walls, phones, ashtrays, garbage cans, etc. Mark 11 is a pH neutral cleaner-deodorizer-disinfectant-fungicide. EPA Registered.

1. Fill Mark 11 Bottle with 32 oz. of water.



2. Add contents of one pack of Mark 11 Disinfectant Cleaner #2309951 to the bottle.

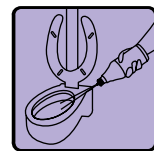


3. Lightly spray surfaces. Wipe dry.



Tip: Empty and rinse bottle before refilling.

* GS Restroom & Bowl Cleaner Concentrate #2385108



Purple for all toilet bowls, urinals, shower walls, tubs and sinks, etc.



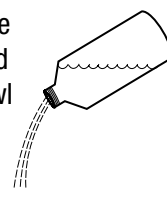
1. Fill bottle to with 30 oz. of cold water.



2. Add contents of one pack of GS Restroom & Bowl Cleaner Concentrate #2385108 to the bottle.



3. Squeeze bottle to squirt liquid into toilet bowl or urinal, and clean.



Tip: Empty and rinse bottle before refilling.

* This product meets Green Seal™ Standard GS-37 based on effective performance, concentrated volume, minimized/recycled packaging and protective limits on: VOCs and human & environmental toxicity. GreenSeal.org.

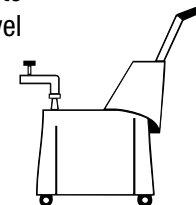
* GS Neutral Cleaner Concentrate #2384606




Yellow for all lightly soiled hard floors, including marble, terrazzo, asphalt tile, ceramic tile, granite, synthetic floors, poured surfaces, concrete, linoleum, etc.




1. Fill bucket to proper level with cold water.



2. Pour in contents of one pack of GS Neutral Cleaner Concentrate #2384606 to the bucket.



3. Damp mop in normal manner.



Tip: Change solution according to your supervisor's directions.

* GS Extra-Strength Cleaner Concentrate #2308534



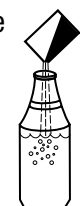
Green for all heavily soiled or oily surfaces, washable surfaces, countertops, walls, vinyl furniture, glass, windows, mirrors, stainless steel, etc.



1. Fill green spray bottle with 31 oz. of cold water.



2. Add contents of one pack of GS Extra-Strength Cleaner Concentrate #2308534 to the bottle.



3. Lightly spray surfaces. Wipe dry.



Tip: Empty and rinse bottle before refilling.


* GS Window Cleaner Concentrate #2384002



Blue for all glass, windows, mirrors, stainless steel, etc.



1. Fill blue spray bottle with 30 oz. of cold water.



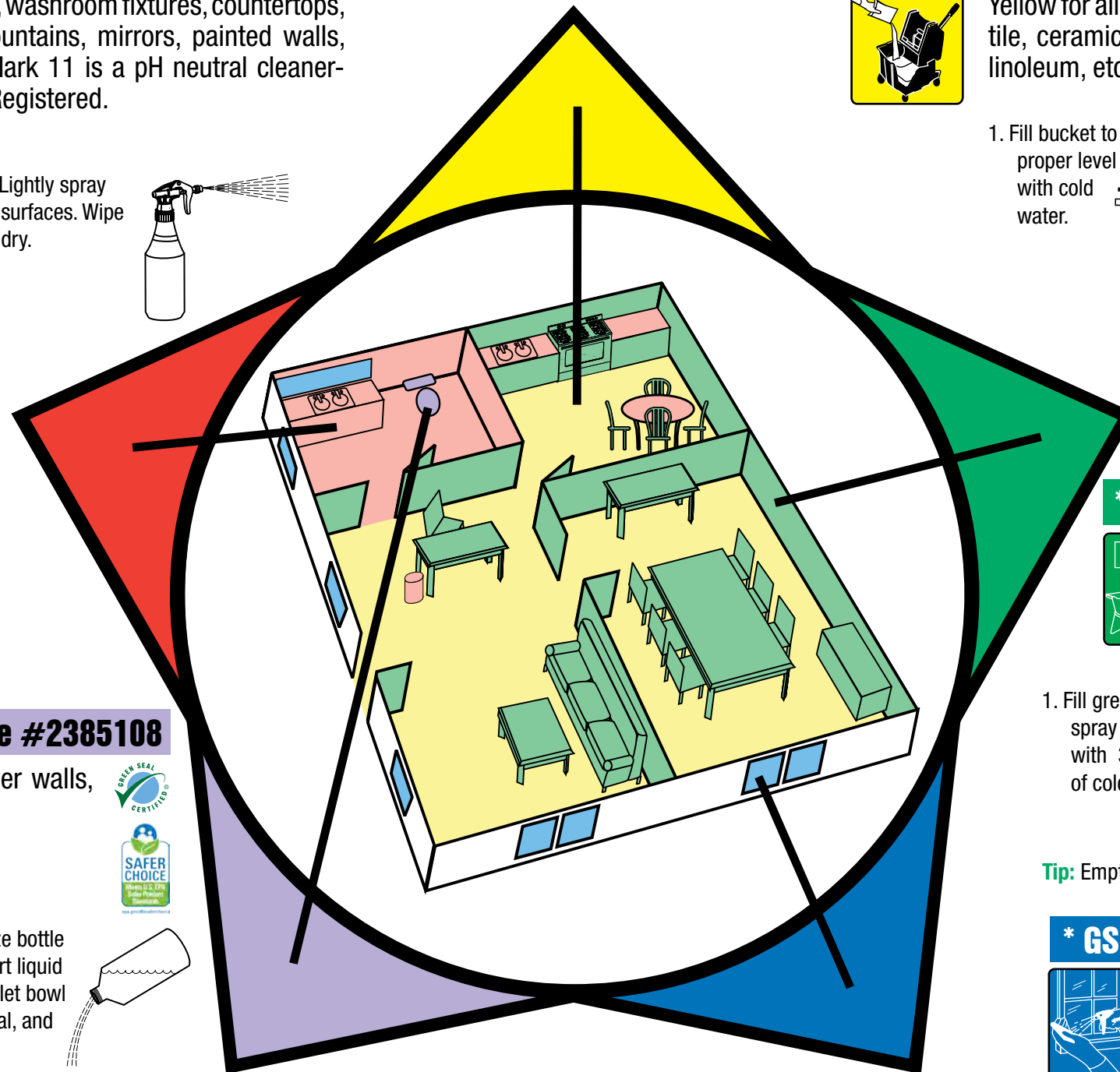
2. Add contents of one pack of GS Window Cleaner Concentrate #2384002 to the bottle.



3. Lightly spray surfaces. Wipe dry.



Tip: Empty and rinse bottle before refilling.



STEARNS ONE PACKS
Dispenser-Free Control Systems™

STEARNS PACKAGING CORPORATION
4200 Sycamore Avenue (53714) • P.O. Box 3216, Madison, Wisconsin 53704-0216
Telephone: (800) 655-5008 • (608) 246-5150 • Fax: (608) 246-5149
E-mail: stearns@stearnspkg.com • http://www.stearnspkg.com