

GS 5-Point Green Cleaning System

Premeasured Solutions for the Entire Facility

Mark 11 GS Standard



- **Color Coding** - Makes proper identification and staff training easier.
- **Easy Training** - No complicated instructions, just add one color-coded packet to water and that's it for predictable, consistent results.
- **No Special Equipment** - Eliminate complicated, trouble-prone dispensing machines.
- **Low Entry Cost** - No costly set-up or capital investment means you can get started right away.

Mark 11 Disinfectant Cleaner #740

Red for all light to medium soiled surfaces, washroom fixtures, countertops, toilet bowls, stainless steel, drinking fountains, mirrors, painted walls, phones, ashtrays, garbage cans, etc. Mark 11 is a pH neutral cleaner-deodorizer-disinfectant-fungicide. EPA Registered.

GS Neutral Cleaner Concentrate #846

Yellow for all lightly soiled hard floors, including marble, terrazzo, asphalt tile, ceramic tile, granite, synthetic floors, poured surfaces, concrete, linoleum, etc.

GS Extra-Strength Cleaner Concentrate #842

Green for all heavily soiled or oily surfaces, washable surfaces, countertops, walls, vinyl furniture, glass, windows, mirrors, stainless steel, etc.

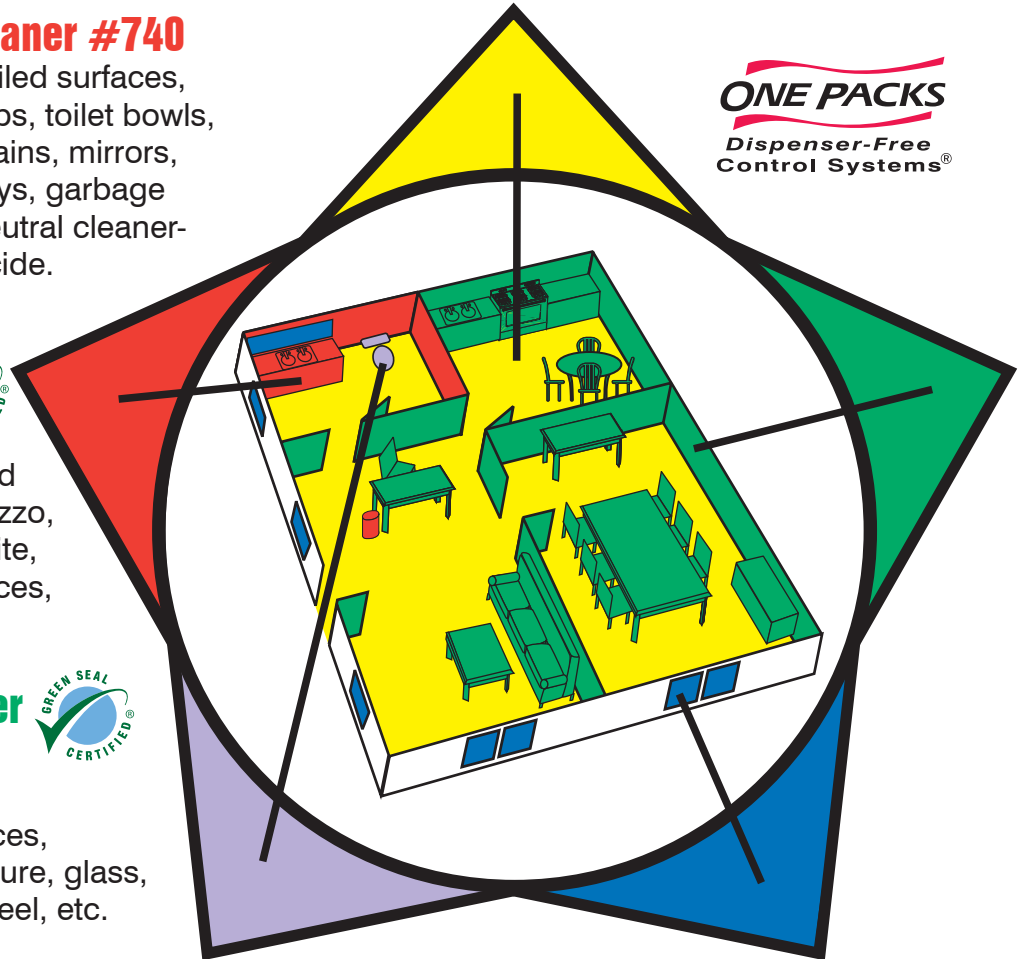
GS Window Cleaner Concentrate #840

Blue for all glass, windows, mirrors, stainless steel, etc.

GS Restroom & Bowl Cleaner Concentrate #851

Purple for all toilet bowls, urinals, shower walls, tubs and sinks, etc.

ONE PACKS
Dispenser-Free
Control Systems®



Bottles Required

Mark 11 Disinfectant Cleaner	#9950
GS Neutral Cleaner	For Mop Bucket
GS Extra-Strength Cleaner	#9842
GS Window Cleaner	#9840
GS Restroom & Bowl Cleaner	#9851



STEARNS PACKAGING CORPORATION
4200 Sycamore Avenue (53714) • P.O. Box 3216, Madison, Wisconsin 53704-0216
Telephone: (800) 655-5008 • (608) 246-5150 • Fax: (608) 246-5149
E-mail: stearns@stearnspkg.com • <http://www.stearnspkg.com>

ONE PACKS
Dispenser-Free
Control Systems®

Mark 11 Disinfectant Cleaner #740

1. Fill Mark 11 spray bottle to upper most ridge of neck with water.



2. Add contents of one pack of Mark 11 Cleaner No. 740 to the bottle.



3. Lightly spray surfaces. Wipe dry.

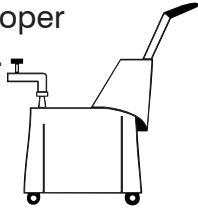


Mark 11 GS Standard

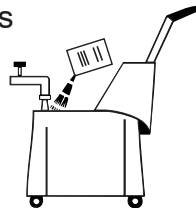
Tip: Empty and rinse bottle before refilling.

GS Neutral Cleaner Concentrate #846

1. Fill bucket to proper level with water.



2. Pour in contents of one pack of GS Neutral Cleaner Concentrate No. 846 to the bucket.



3. Damp mop in normal manner.



Tip: Change solution according to your supervisor's directions.

GS Extra-Strength Cleaner Concentrate #842

1. Fill green spray bottle to bottom of bottle neck with water.



2. Add contents of one pack of GS Extra-Strength Cleaner Concentrate No. 842 to the bottle.



3. Lightly spray surfaces. Wipe dry.



Tip: Empty and rinse bottle before refilling.

GS Window Cleaner Concentrate #840

1. Fill blue spray bottle to bottom of bottle neck with water.



2. Add contents of one pack of GS Window Cleaner Concentrate No. 840 to the bottle.



3. Lightly spray surfaces. Wipe dry.



Tip: Empty and rinse bottle before refilling.

GS Restroom & Bowl Cleaner Concentrate #851


1. Fill bottle to fill line with water.



2. Add contents of one pack of GS Restroom & Bowl Cleaner Concentrate No. 851 to the bottle.



3. Squeeze bottle to squirt liquid into toilet bowl or urinal, and clean.



Tip: Empty and rinse bottle before refilling.

