

GS 5 Point Green Cleaning System



Premeasured Solutions for the Entire Facility Mark E II GS Standard

- **Color Coding** - Makes proper identification and staff training easier.
- **Easy Training** - No complicated instructions, just add one color-coded packet to water and that's it for predictable, consistent results.
- **No Special Equipment** - Eliminate complicated, trouble-prone dispensing machines.
- **Low Entry Cost** - No costly set-up or capital investment means you can get started right away.

Mark E II One-Step Disinfectant Cleaner #758

Red for all light to medium soiled surfaces, washroom fixtures, countertops, toilet bowls, stainless steel, drinking fountains, mirrors, painted walls, phones, ashtrays, garbage cans, etc. Mark E II is a pH neutral cleaner-deodorizer-disinfectant-fungicide. EPA Registered.

GS Neutral Cleaner Concentrate #846



Yellow for all lightly soiled hard floors, including marble, terrazzo, asphalt tile, ceramic tile, granite, synthetic floors, poured surfaces, concrete, linoleum, etc.

GS Extra-Strength Cleaner Concentrate #853



Green for all heavily soiled or oily surfaces, washable surfaces, countertops, walls, vinyl furniture, windows, mirrors, stainless steel, etc.

GS Window Cleaner Concentrate #840

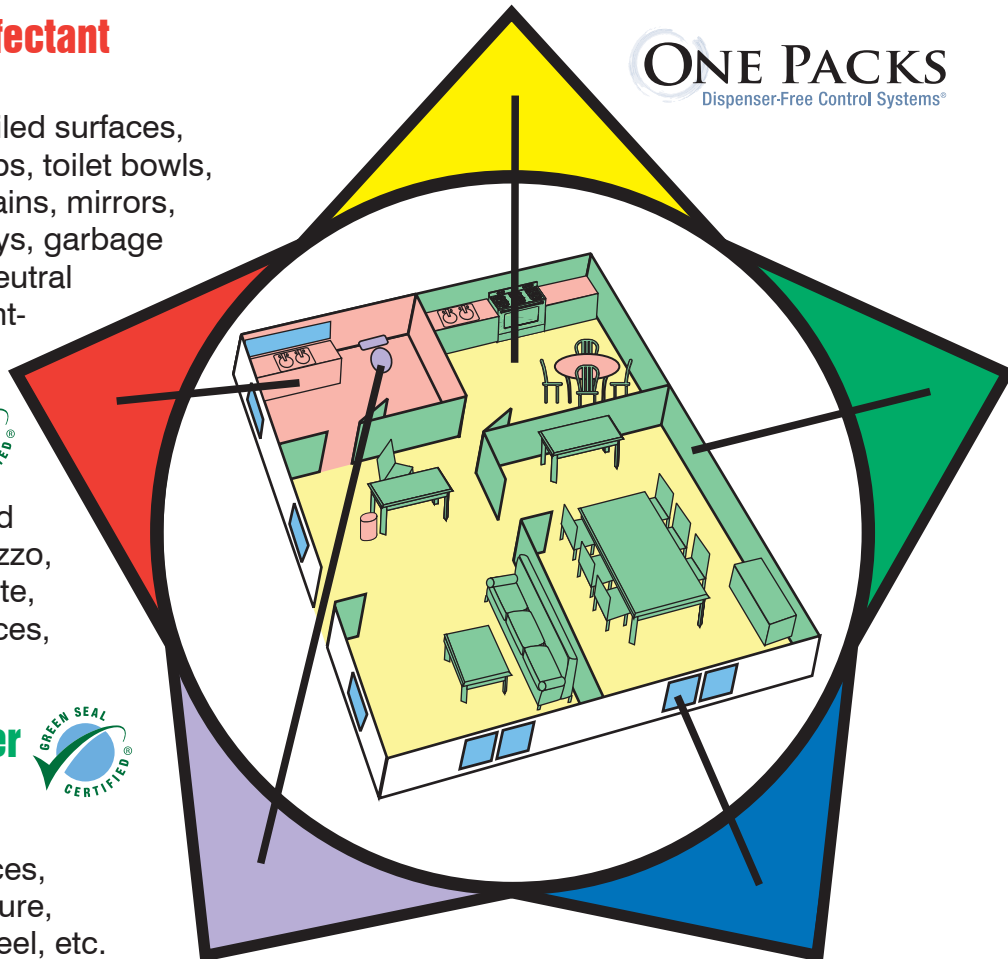


Blue for all glass, windows, mirrors, stainless steel, etc.

GS Restroom & Bowl Cleaner Concentrate #851



Purple for all toilet bowls, urinals, shower walls, tubs and sinks, etc.



ONE PACKS
Dispenser-Free Control Systems®

Bottles Required

Mark E II One-Step Disinfectant Cleaner	#9955 & #9957
GS Neutral Cleaner	For Mop Bucket
GS Extra-Strength Cleaner	#9842
GS Window Cleaner	#9840
GS Restroom & Bowl Cleaner	#9851



ONE PACKS
Dispenser-Free Control Systems®

STEARNS PACKAGING CORPORATION

4200 Sycamore Avenue (53714) • P.O. Box 3216, Madison, Wisconsin 53704-0216

Telephone: (800) 655-5008 • (608) 246-5150 • Fax: (608) 246-5149 • E-mail: stearns@stearnspkg.com • <http://www.stearnspkg.com>

Mark E II One-Step Disinfectant Cleaner #758

Mark E II Standard

For Stock Solution:

1. Fill Mark E II Stock Solution Bottle No. 9955 to ridge with water.



2. Add contents of one pack of No. 758 Mark E II.



3. Install Pump. See spray cleaning/disinfecting instructions below.



For Spray Cleaning/Disinfecting:

1. Fill Mark E II Bottle No. 9957 to marked line with water.



2. Add one pump from stock solution bottle.



3. Lightly spray surfaces. Wipe dry.

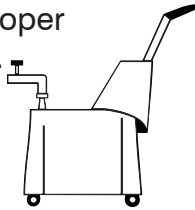


Tip: Empty and rinse bottle before refilling.



GS Neutral Cleaner Concentrate #846


1. Fill bucket to proper level with water.



2. Pour in contents of one pack of GS Neutral Cleaner Concentrate No. 846 to the bucket.



3. Damp mop in normal manner.



Tip: Change solution according to your supervisor's directions.



GS Extra-Strength Cleaner Concentrate #853

1. Fill green spray bottle to bottom of bottle neck with water.



2. Add contents of one pack of GS Extra-Strength Cleaner Concentrate No. 853 to the bottle.



3. Lightly spray surfaces. Wipe dry.



Tip: Empty and rinse bottle before refilling.



GS Window Cleaner Concentrate #840

1. Fill blue spray bottle to bottom of bottle neck with water.



2. Add contents of one pack of GS Window Cleaner Concentrate No. 840 to the bottle.



3. Lightly spray surfaces. Wipe dry.



Tip: Empty and rinse bottle before refilling.



GS Restroom & Bowl Cleaner Concentrate #851


1. Fill bottle to fill line with water.



2. Add contents of one pack of GS Restroom & Bowl Cleaner Concentrate No. 851 to the bottle.



3. Squeeze bottle to squirt liquid into toilet bowl or urinal, and clean.



Tip: Empty and rinse bottle before refilling.