









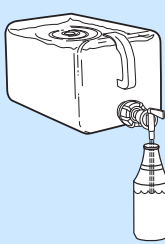












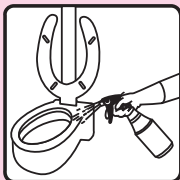


# One Packs™ Quik Tank Training Guide

	<p>SPRAY-AND-WIPE CLEANER  <b>Extra-Strength Cleaner #748</b>            Heavy-duty, all-purpose cleaner and degreaser. A non-flammable, moderately sudsy, butyl-free, industrial cleaner. Removes oil, carbon, grease, and soap scum. Ideal spray-and-wipe cleaner for use in food service areas, garages, machine shops, washrooms, and shower areas.</p>	<p>1. Fill solution tank to 5 gallon level with water.            Note: Vent solution tank by punching a hole in raised vent plug on handle.</p> 	<p>2. Add contents of one pack of Extra-Strength Cleaner No. 748 to solution tank.</p> 	<p>3. Install spigot securely.</p> 	<p>4. Fill #9940 32-oz. spray bottle with solution from the tank.</p> 	<p>5. Spray and wipe surfaces. Countertops, shelves, glass, stainless steel, mirrors, conveyor belts, walls, tables, and vending machines.</p> 
	<p>WINDOWS AND STAINLESS STEEL  <b>Window Cleaner &amp; Stainless Steel Cleaner #749</b>            A super concentrated non-flammable window cleaner. Fast drying for spotless glass, windows, and mirrors. Leaves surface free of streaks, soils, smudges, and grease. Leaves a sparkling sheen to stainless steel with regular usage.</p>	<p>1. Fill solution tank to 5 gallon level with water.            Note: Vent solution tank by punching a hole in raised vent plug on handle.</p> 	<p>2. Add contents of two (2) packs of Window Cleaner &amp; Stainless Steel Cleaner No. 749 to solution tank.</p> 	<p>3. Install spigot securely.</p> 	<p>4. Fill #9920 32-oz. spray bottle with solution from the tank.</p> 	<p>5. Spray and wipe surfaces. Windows, mirrors, and stainless steel.</p> 
	<p>BATHROOM CLEANER  <b>Mark 10 #746</b>            Bowl Cleaner &amp; Bathroom Maintainer            Cleans, deodorizes, and removes stains. A combination of phosphoric acid with quaternary ammonia.</p>	<p>1. Fill solution tank to 5 gallon level with water.            Note: Vent solution tank by punching a hole in raised vent plug on handle.</p> 	<p>2. Add contents of one pack of Mark 10 No. 746 to solution tank.</p> 	<p>3. Install spigot securely.</p> 	<p>4. Fill #9925 32-oz. spray bottle with solution from the tank.</p> 	<p>5. Spray and wipe surfaces. Sinks, countertops, urinals, toilets, and showers.</p> 
	<p>DISINFECTANT  <b>Mark E II #760</b>            One-Step Disinfectant, Germicidal Detergent, Deodorant            Multi-purpose, neutral pH, hospital grade quaternary. A germicide, detergent, deodorizer, fungicide, and virucide. Effective against HIV-1 (AIDS virus), other viruses, bacteria, and fungi.</p>	<p>1. Fill solution tank to 5 gallon level with water.            Note: Vent solution tank by punching a hole in raised vent plug on handle.</p> 	<p>2. Add contents of one pack of Mark E II No. 760 to solution tank.</p> 	<p>3. Install spigot securely.</p> 	<p>4. Fill #9935 32-oz. spray bottle with solution from the tank.</p> 	<p>5. Spray and wipe surfaces. Surfaces must remain wet for 10 minutes. To disinfect toilets, urinals, door handles, sinks, faucets, phones, garbage cans, and all frequently touched areas.</p> 



**ONE PACKS**  
 Dispenser-Free Control Systems®

**STEARNS PACKAGING CORPORATION**

4200 Sycamore Avenue (53714) • P.O. Box 3216, Madison, Wisconsin 53704-0216

Telephone: (800) 655-5008 • (608) 246-5150 • Fax: (608) 246-5149

E-mail: [stearns@stearnspkg.com](mailto:stearns@stearnspkg.com) • <http://www.stearnspkg.com>