

# Water-Soluble 5 Point Green Cleaning System *Premeasured Solutions for the Entire Facility*



Standard

## QUART'R PACKS Powdered Detergent/Disinfectant #690 & #691



Red for all light to medium soiled surfaces, washroom fixtures, countertops, toilet bowls, stainless steel, drinking fountains, mirrors, painted walls, phones, ashtrays, garbage cans, etc. Powdered Detergent/Disinfectant is a pH neutral cleaner-deodorizer-disinfectant-fungicide. EPA Registered.

1. Insert entire packet of ST-690 Powdered Detergent/Disinfectant into ST-9690 bottle. Do not cut or tear packet.



2. Fill bottle with 32 oz. of warm water.



3. Attach sprayer head to bottle. Lightly agitate.



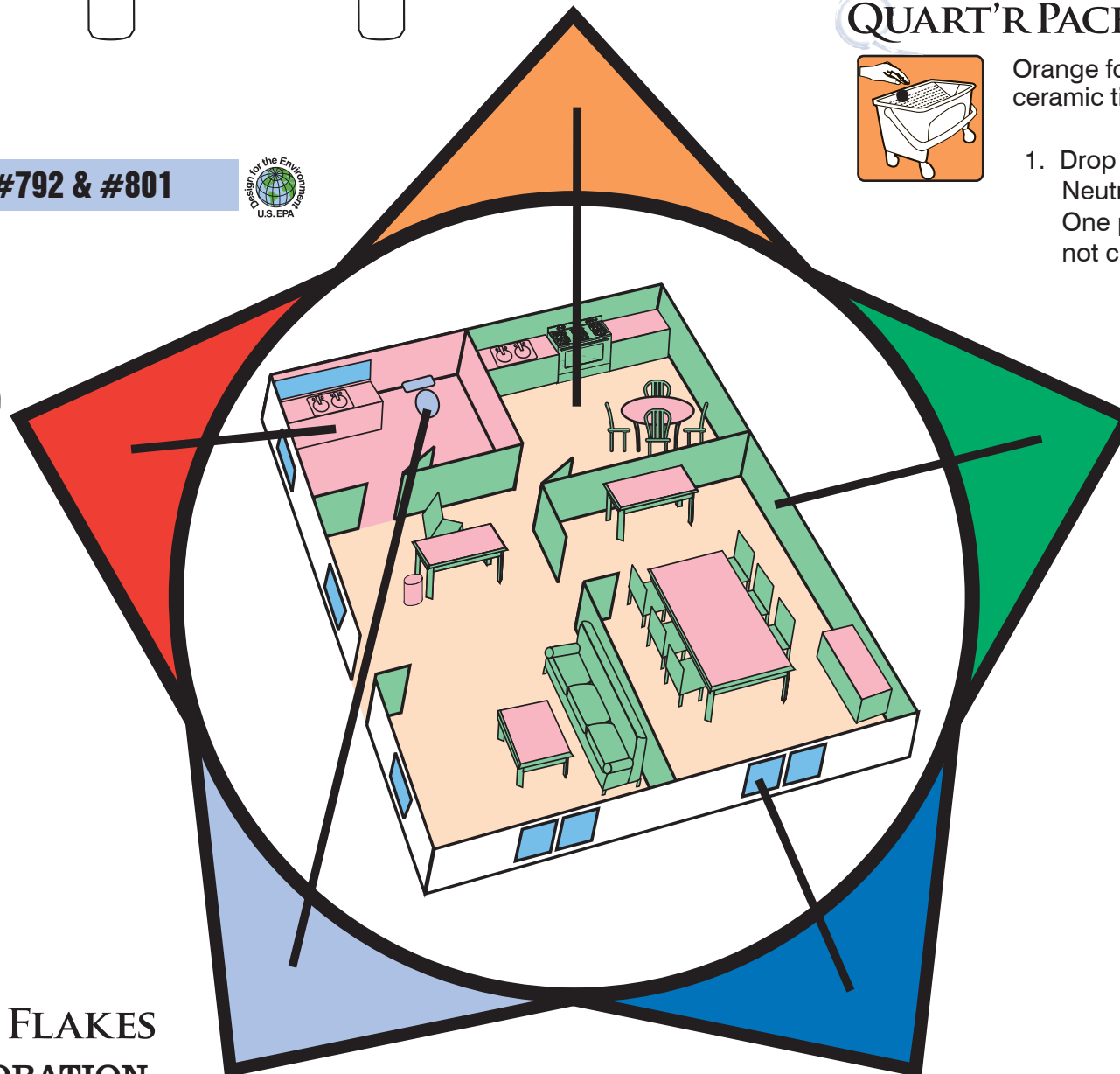
**Tip:** Empty and rinse bottle before refilling.

## WATER FLAKES Bowl Cleaner #792 & #801



Light blue for all toilet bowls.

1. Drop entire packet of ST-792 or ST-801 Bowl Cleaner into toilet bowl. Do not cut or tear packet.
2. Foam will appear within seconds. When foam covers water surface, swab bowl inside and out, devoting special attention to underside of rim, water outlets, and lower area.



## WATER FLAKES Neutral Cleaner #791 & #800

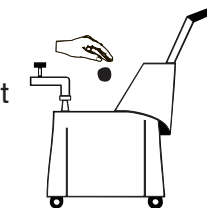


Orange for all lightly soiled hard floors, including marble, terrazzo, asphalt tile, ceramic tile, granite, synthetic floors, poured surfaces, concrete, linoleum, etc.

1. Fill bucket to proper level with warm water.



2. Drop entire packet of ST-791 or ST-800 Neutral Cleaner into bucket. Do not cut or tear packet.



3. Damp mop in normal manner.




## QUART'R PACKS Neutral Cleaner #660



Orange for all lightly soiled hard floors, including marble, terrazzo, asphalt tile, ceramic tile, granite, synthetic floors, poured surfaces, concrete, linoleum, etc.

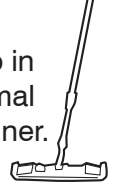
1. Drop entire packet of ST-660 Neutral Cleaner into bucket. One packet per quart. Do not cut or tear packet.



2. Fill bucket to proper level with warm water.



3. Flat mop in normal manner.



## QUART'R PACKS Extra-Strength Cleaner #680 & #681



Green for all heavily soiled or oily surfaces, washable surfaces, countertops, walls, vinyl furniture, glass, windows, mirrors, stainless steel, etc.

1. Insert entire packet of ST-680 Extra-Strength Cleaner into ST-9680 bottle. Do not cut or tear packet.



2. Fill bottle with 32 oz. of warm water.



3. Attach sprayer head to bottle. Lightly agitate.



**Tip:** Empty and rinse bottle before refilling.

## QUART'R PACKS Window Cleaner #670 & #671



Blue for all glass, windows, mirrors, stainless steel, etc.

1. Insert entire packet of ST-670 Window Cleaner into ST-9670 bottle. Do not cut or tear packet.



2. Fill bottle with 32 oz. of warm water.



3. Attach sprayer head to bottle. Lightly agitate.



**Tip:** Empty and rinse bottle before refilling.

STEARNS.

## QUART'R PACKS WATER FLAKES

STEARNS PACKAGING CORPORATION

4200 Sycamore Avenue (53714) • P.O. Box 3216, Madison, Wisconsin 53704-0216

Telephone: (800) 655-5008 • (608) 246-5150 • Fax: (608) 246-5149

E-mail: [stearns@stearnspkg.com](mailto:stearns@stearnspkg.com) • <http://www.stearnspkg.com>