

5 Point Daily Cleaning System

Premeasured Solutions for the Entire Facility

Mark 11 Standard

- **Color Coding** - Makes proper identification and staff training easier.
- **Easy Training** - No complicated instructions, just add one color-coded packet to water and that's it for predictable, consistent results.
- **No Special Equipment** - Eliminate complicated, trouble-prone dispensing machines.
- **Low Entry Cost** - No costly set-up or capital investment means you can get started right away.

Mark 11 Disinfectant Cleaner #740

Red for all light to medium soiled surfaces, washroom fixtures, countertops, toilet bowls, stainless steel, drinking fountains, mirrors, painted walls, phones, ashtrays, garbage cans, etc. Mark 11 is a pH neutral cleaner-deodorizer-disinfectant-fungicide. EPA Registered.

Neutral Cleaner #709

Yellow for all lightly soiled hard floors, including marble, terrazzo, asphalt tile, ceramic tile, granite, synthetic floors, poured surfaces, concrete, linoleum, etc.

Extra-Strength Cleaner #732

Green for all heavily soiled or oily surfaces, washable surfaces, countertops, walls, vinyl furniture, etc.

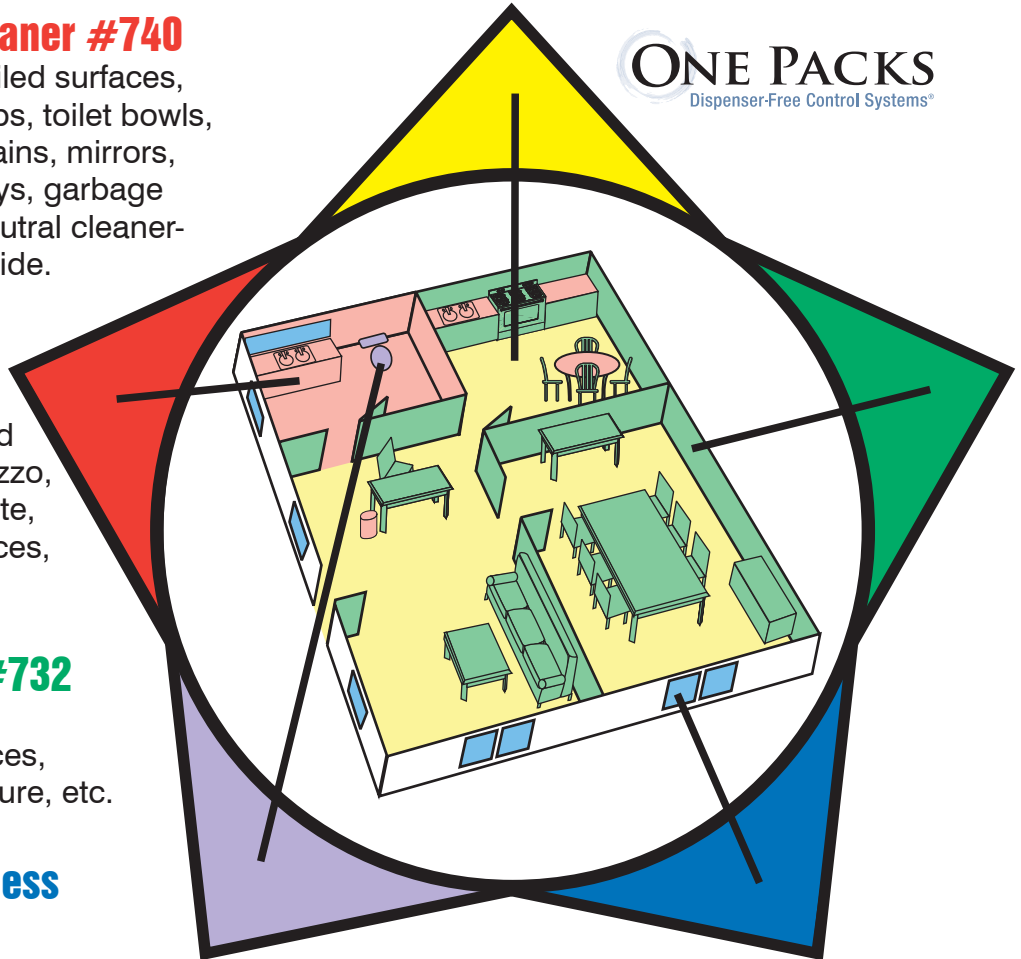
Window Cleaner & Stainless Steel Cleaner #719

Blue for all glass, windows, mirrors, stainless steel, etc.

Restroom & Bowl Liquid Concentrate #816

Purple for all toilet bowls, urinals, shower walls, tubs and sinks, etc.

ONE PACKS
Dispenser-Free Control Systems®



Bottles Required

Mark 11 Disinfectant Cleaner	#9950
Neutral Cleaner	For Mop Bucket
Extra-Strength Cleaner	#9940
Window Cleaner & Stainless Steel Cleaner	#9920
Restroom & Bowl Liquid Concentrate	#9962

STEARNS®

ONE PACKS
Dispenser-Free Control Systems®

STEARNS PACKAGING CORPORATION

4200 Sycamore Avenue (53714) • P.O. Box 3216, Madison, Wisconsin 53704-0216

Telephone: (800) 655-5008 • (608) 246-5150 • Fax: (608) 246-5149 • E-mail: stearns@stearnspkg.com • <http://www.stearnspkg.com>

Mark 11 Disinfectant Cleaner #740

1. Fill Mark 11 spray bottle to upper most ridge of neck with water.



2. Add contents of one pack of Mark 11 Cleaner No. 740 to the bottle.



3. Lightly spray surfaces. Wipe dry.

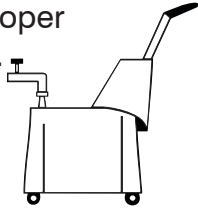


Mark 11 Standard

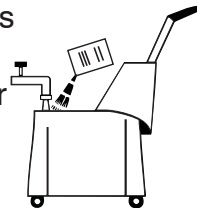
Tip: Empty and rinse bottle before refilling.

Neutral Cleaner #709

1. Fill bucket to proper level with water.



2. Pour in contents of one pack of Neutral Cleaner No. 709 to the bucket.



3. Damp mop in normal manner.



Tip: Change solution according to your supervisor's directions.

Extra-Strength Cleaner #732

1. Fill green spray bottle to bottom of bottle neck with water.



2. Add contents of one pack of Extra-Strength Cleaner No. 732 to the bottle.



3. Lightly spray surfaces. Wipe dry.



Tip: Empty and rinse bottle before refilling.

Window Cleaner & Stainless Steel Cleaner #719

1. Fill blue spray bottle to bottom of bottle neck with water.



2. Add contents of one pack of Window Cleaner & Stainless Steel Cleaner No. 719 to the bottle.



3. Lightly spray surfaces. Wipe dry.



Tip: Empty and rinse bottle before refilling.

Restroom & Bowl Liquid Concentrate #816


1. Fill bottle to fill line with water.



2. Add contents of one pack of Restroom & Bowl Liquid Concentrate No. 816 to the bottle.



3. Squeeze bottle to squirt liquid into toilet bowl or urinal, and clean.



Tip: Empty and rinse bottle before refilling.